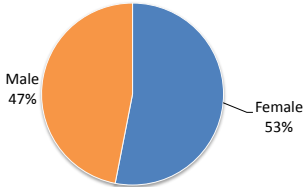
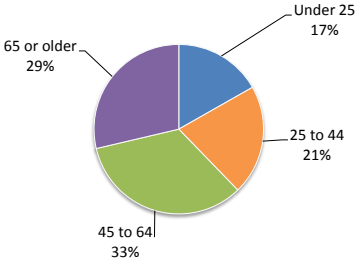


Customer Satisfaction Survey Summary Quarter 3, 2018

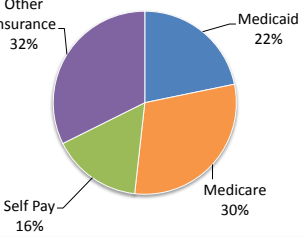
Gender



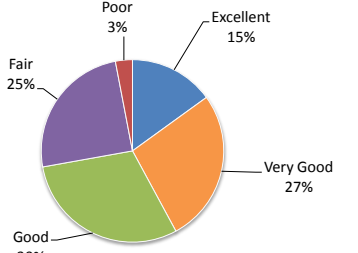
Age



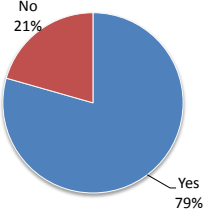
Insurance Type



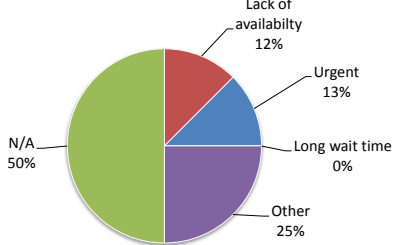
Overall Health



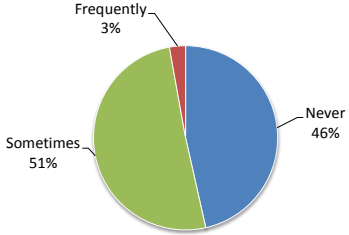
Were you able to see your Primary Care Provider today?



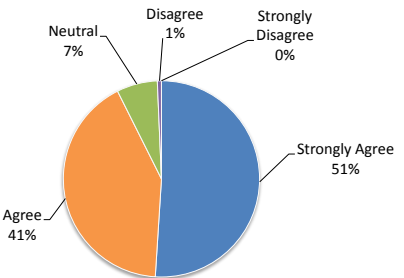
If you DID NOT see your Primary Care Provider today what was the reason?



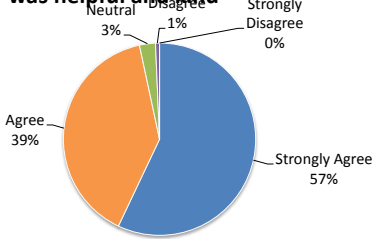
How often do you see someone else when you wanted to see your PCP?



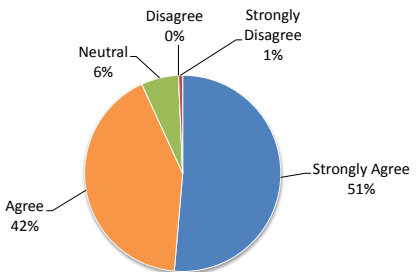
Clinic is conveniently located



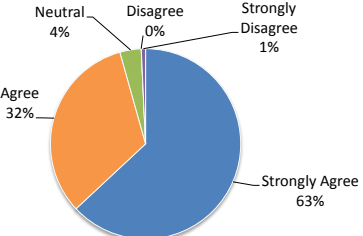
The person you spoke with on the phone was helpful and kind



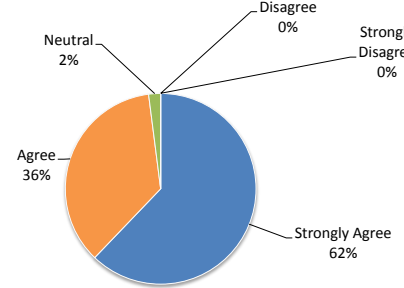
The wait time during your visit was reasonable



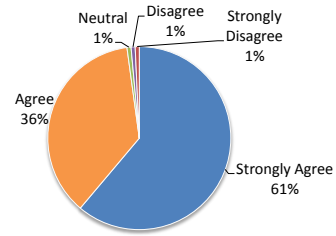
Your provider considered your personal or family beliefs



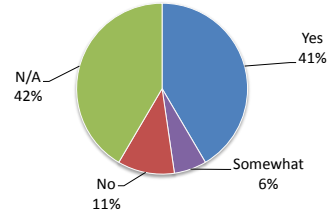
Reception was caring and helpful



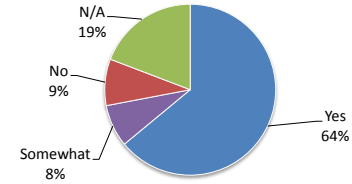
You are satisfied with the overall quality of your visit



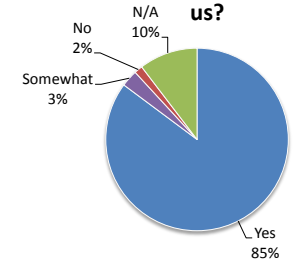
If you have seen a specialist (someone other than your KHS provider) recently, did your KHS provider seem informed and up-to-date about the care you received?



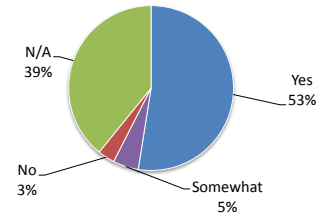
Did you have a chance to talk about your health goals during your visit?



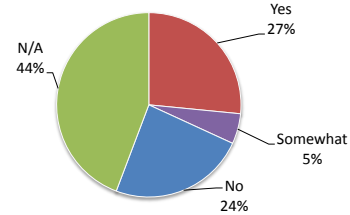
Were you asked if you had visits with other healthcare providers since your last visit with us?



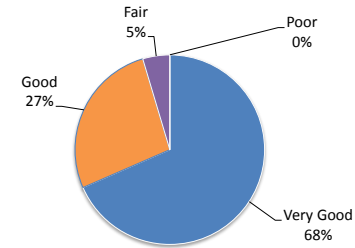
If you utilize the Sliding fee scale at KHS, do you feel it is fair and reasonable?



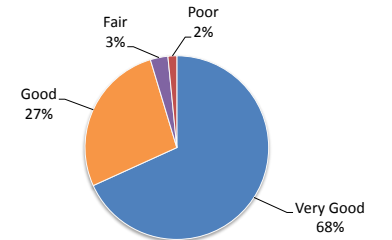
If you utilize the Sliding fee scale at KHS, do you feel it creates a barrier to care?



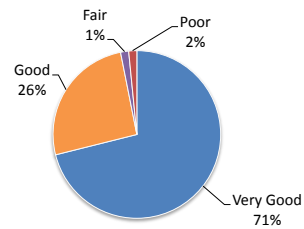
Your provider spends enough time with you



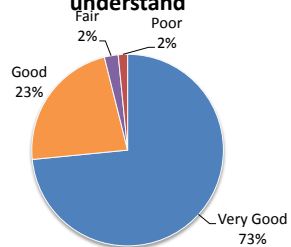
Your provider answers your questions



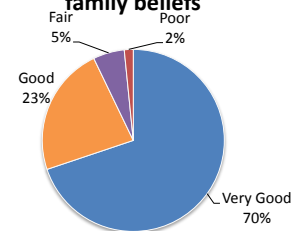
Your provider is friendly and helpful to you



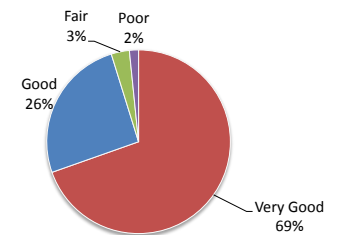
Your provider gives you information you can understand



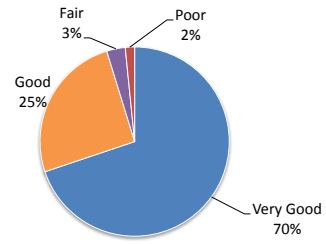
Your provider considers your personal or family beliefs



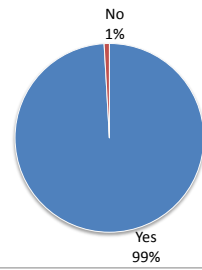
Your provider involves other doctors and caregivers in your care when needed



Your provider gives you quality advice and treatment



Would you recommend KHS to friends or family?



Population Summary		
Gender:	42%	Female
	58%	Male
Health Rating:	53%	Excellent
	47%	Very Good
	0%	Good
	0%	Fair
	0%	Poor
Age Range	17%	Under 25
	21%	25 to 44
	34%	45 to 65
	29%	65 and older
Surveys Collected:		
Bonnors Ferry	10	
Priest River	11	
Sandpoint	116	
Peds	12	
Total	149	